


# 動感 – 高精度晶圓ID標示分類系統 DYNAMICS

## 最潔淨之無接觸雷射打標

提供最佳晶圓及玻璃ID標示自動化解決方案，DM-200/DM-300 CO<sub>2</sub>雷射打標/劃線/分揀系統配備有一個3軸同步雷射控制系統以精確標記和改善在傳統大平面打標之扭曲問題。

高智慧自動化系統可確保安全地由晶圓之正面進行取/放：配有智慧型輕觸式機能 (SoftTouch) 以隨時微調抓取力 (1N ~ 7N)，故能安全無應力地防止晶圓移位和旋轉。

完全無接觸之抓手及對位器嚴防工作時造成的污染。50 $\mu$ m / 0.03° 高精度對位器則大幅降低打標預留空間，對位器亦具buffer以新增產能。



Marking coverage 打標範圍  
300mm x 300 mm

### FEATURE


- For 200 or 300mm, thin or thick, silicon, glass or compound substrates
- Contactless handling
  - contamination free
- High precision marking
  - less area needed
- Chip ID marking
  - uniform spot size covers

300mm x 30mm wide area

- For fine-line standard or custom font, image, bar code/2D matrix & scribing
- Highly configurable platform, up to 6 ports/ 200mm, 4 ports/300mm for wafer sorting



八吋機型僅占地  
1420mm x 1300mm



Alignment repeatability 對位精度 50  $\mu$ m centering/ 0.03° angular; marking speed 打速度 - 6000 mm/s max; resolution 5  $\mu$ m

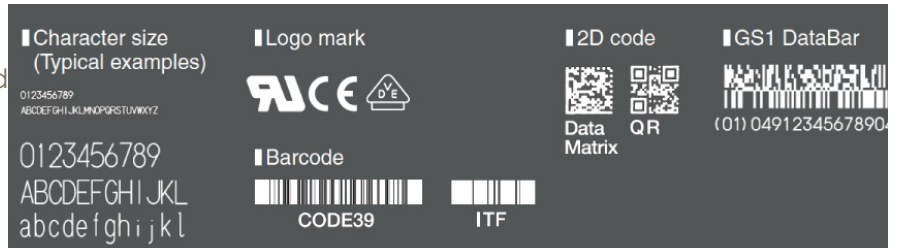
## 標準規格 \*

- \* 200mm or 300mm Si, glass & compound wafers
- \* Manual door
- \* Up to 6 ports/200mm, 4 ports/300mm
- \* 1 robot with SoftTouch edge grip end effector
- \* 1 SoftTouch edge grip aligner
- \* Detect carrier presence
- \* Detect empty, double or cross slotted wafers
- \* Manual or S/W driven sorting
- \* Bilingual GUI (English/Chinese)
- \* SECS/GEM protocol compliant

## 昇等配備 (請與製造廠確認)

- \* Wafer protrusion detection
- \* Flipping for both side marking
- \* Aligner with buffer
- \* Aligner supports thin wafers
- \* Auto door
- \* SMIF/FOUP/coin stack shipper

- \* FFU/Ionizer/Exhaust
- \* ID reading: OCR supports for top, bottom, or both. Most common codes supported
- \* Carrier ID (bar code/RFID)
- \* SECS/GEM communication


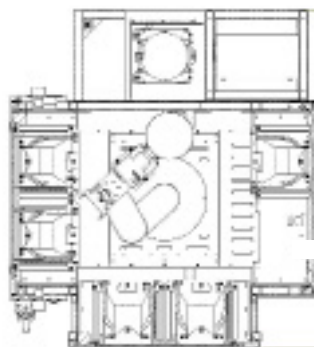


Sample fonts

## 技術規格 (可依客戶需求調整雷射規格)

|                    |  |                  |   |
|--------------------|--|------------------|---|
| Marking area       | <b>300 x 300 mm</b>  | Scribing/cutting | <b>Line, dot, circle, oval etc.</b>                       |
| Working distance   | <b>300 ± 21mm</b>  | Wavelength       | <b>10.6 μm</b>  |
| Marking resolution | <b>5 μm</b>  | Laser type       | <b>CO<sub>2</sub> laser, class 4 laser</b>                |
| Scan speed         | <b>6000 mm/s max</b>   | Product          |   |
| Character type     | <b>Std or custom font, bar code, 2D-code, GS1 DataBar, bmp/jpg image</b> | Supply voltage   | <b>100 to 120 VAC / 200 to 240 VAC 50 / 60 Hz 1500 VA</b> |

## 外內觀樣 SAMPLE 8" PLATFORM LAYOUT ( Approxi. 1420 L x 1300 W x 1900 H mm)



\* 產品規格有可能更改，恕不另行通知

**QUARTET MECHANICS INC.**  
 www.quartetmechanics.com  
 1040 Di Giulio Ave, Ste 100, Santa Clara, CA 95050, USA  
 P +1.408.564.8901  
 Email: inquiry@quartetmechanics.com

**Quartet**  
**MECHANICS**